

User Name Password

 Log in

Help

Register

 Remember Me?

Forum

What's New?

Home Hub 3A Hacks

Home Hub 2A Hacks

Home Hub

Forum Actions

Quick Links

Donate

Advanced Search

[Home Hub](#)
[Forum](#)
[The Home Hub 3.0A](#)
[Home Hub 3.0A Tutorials](#)

Downgrading the 3A firmware from 4.7.5.1.83.8.57.1.3 so it can be unlocked.

If this is your first visit, be sure to check out the [FAQ](#) by clicking the link above. You may have to [register](#) before you can post: click the register link above to proceed. To start viewing messages, select the forum that you want to visit from the selection below.

Closed Thread

Results 1 to 1 of 1

Thread: Downgrading the 3A firmware from 4.7.5.1.83.8.57.1.3 so it can be unlocked.

Thread Tools

Display

24-01-2012 09:15 PM

#1

PsiDOC

Administrator



Join Date: Dec 2010
 Location: Pembrokeshire
 Posts: 520

Downgrading the 3A firmware from 4.7.5.1.83.8.57.1.3 so it can be unlocked.

For those of you whose HH3A has already updated to firmware 4.7.5.1.83.8.57.1.3 that is not susceptible to the SYS folder hack don't panic! Downgrading the firmware is easy and painless. Simply follow the instructions below. A HUGE thanks to forum member Biohead for his fishing expedition on BT's update site and finding the older firmware. Without him then this downgrade would not be possible.


Ok here we go.


- 1: Download the firmware file attached below and extract it to your desktop.
- 2: Make sure you are connected to the router via an ethernet cable. We're flashing a firmware here so we don't want any wireless hiccups.
- 3: Open your web browser and type in: http://192.168.1.254/firmware_upgrade
- 4: Put in your password for the router.
- 5: Click the browse button and select HUB3A_4.7.5.1.83.8.57_prod.rms as the update file from your desktop.
- 6: Click OK. (You may be warned that all your settings will be wiped out. This is normal, and besides if it's a locked router you haven't configured to work your way anyway!)
- 7: The Hub may ask you are you sure about the update. Click yes. The hub will now reboot and the power light will remain orange for a minute or so. Don't panic - this IS normal!

After the hub will reboot again and it will take slightly longer than normal to reboot to the blue lights - don't worry this is normal.

Once it's rebooted you can carry on with the unlock tutorial.

Psi

 Attached Files

 HUB3A_4.7.5.1.83.8.57_prod.exe (9.45 MB, 1951 views)

Fancy buying me a pint and helping keep the site alive? [Click ME!](#)


Closed Thread

Quick Navigation

[Home Hub 3.0A Tutorials](#)

[Top](#)

[« Previous Thread](#) | [Next Thread »](#)

Posting Permissions 

You may not post new threads	BB code is On
You may not post replies	Smilies are On
You may not post attachments	[IMG] code is On
You may not edit your posts	HTML code is Off
	Forum Rules

[Contact Us](#)
[Home Page](#)
[Archive](#)
[Web Hosting](#)
[Web Hosting](#)
[Top](#)

All times are GMT. The time now is 05:57 PM.

Powered by [vBulletin™](#)

Copyright © 2012 vBulletin Solutions, Inc. All rights reserved.

Hacks por [vBsoporte](#) - [vBulletin en Español](#)

Copyright 2011 PsiDOC.com